


The infographic features a silhouette of a person's head and shoulders on the left. To the right, three statistics are listed with large blue numbers. A faint circular seal is visible in the background.

Statistic	Value
Identified American jihadist travelers*	72
Average age at time of travel	27
U.S. states of origin	20

\*DEFINED AS AMERICANS WHO TRAVELED TO SYRIA AND/OR IRAQ SINCE 2011 AND AFFILIATED WITH JIHADIST GROUPS ACTIVE IN THOSE COUNTRIES.

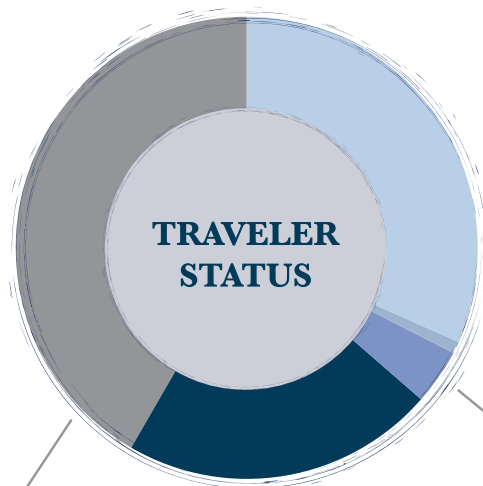


**Average age at time of travel** **27**

## U.S. states of origin 20

# <<AMERICAN<<JIHADIST<<TRAVELERS<<<<<<<<<<<<<<<<<<<

**\*DEFINED AS AMERICANS WHO TRAVELED TO SYRIA AND/OR IRAQ SINCE 2011 AND AFFILIATED WITH JIHADIST GROUPS ACTIVE IN THOSE COUNTRIES.**




**33%**  
died overseas

*Shared data point:  
1 traveler returned to  
the U.S. but did not  
face public charges,  
then went back to Syria  
and conducted a suicide  
bombing operation.*

**4%**  
returned to the  
U.S. without  
facing charges

**42%**  
are still at large  
or their status is  
publicly unavailable

**22%** were apprehended in the U.S. or overseas



**79%**  
of the 14 travelers who  
returned to the U.S. were  
arrested and charged.

## THE TRAVELERS: AMERICAN JIHADISTS IN SYRIA AND IRAQ

**download at [extremism.gwu.edu](http://extremism.gwu.edu) and follow updates @qwupoe**

THE GEORGE WASHINGTON UNIVERSITY

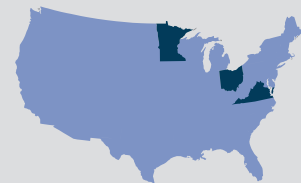
**88%**  
are male

A pie chart with a dark blue segment representing 88% and a light blue segment representing 12%. A blue arrow points from the 88% text to the dark blue segment.

More than  
**70%**  
were U.S. citizens  
or permanent  
residents



**States with the highest rates of travel are:**



1. Minnesota
2. Virginia
3. Ohio



**81%**  
affiliated with  
the Islamic State  
upon arrival

The remainder affiliated with other groups.